



## HOLIDAY HOMEWORK CLASS – I SESSION : 2026-27

Development takes place when children are actively involved , when they are interested ,when they give themselves completely ,when they use all their mental abilities to invent and make new things and when this gives them satisfaction and pleasure .

Lets give the wings to our young learners to explore, think , create and touch the new horizons



## Dear Parents,

Summer can be a challenging time for both parents and teachers to keep children meaningfully and positively engaged. It is also a wonderful opportunity to strengthen their learning foundation by encouraging them to explore their surroundings, think independently, develop logical reasoning, and discover their hidden talents through hands-on experiences.

Here is a list of suggested activities to help our young learners make the most of their time and explore new horizons:

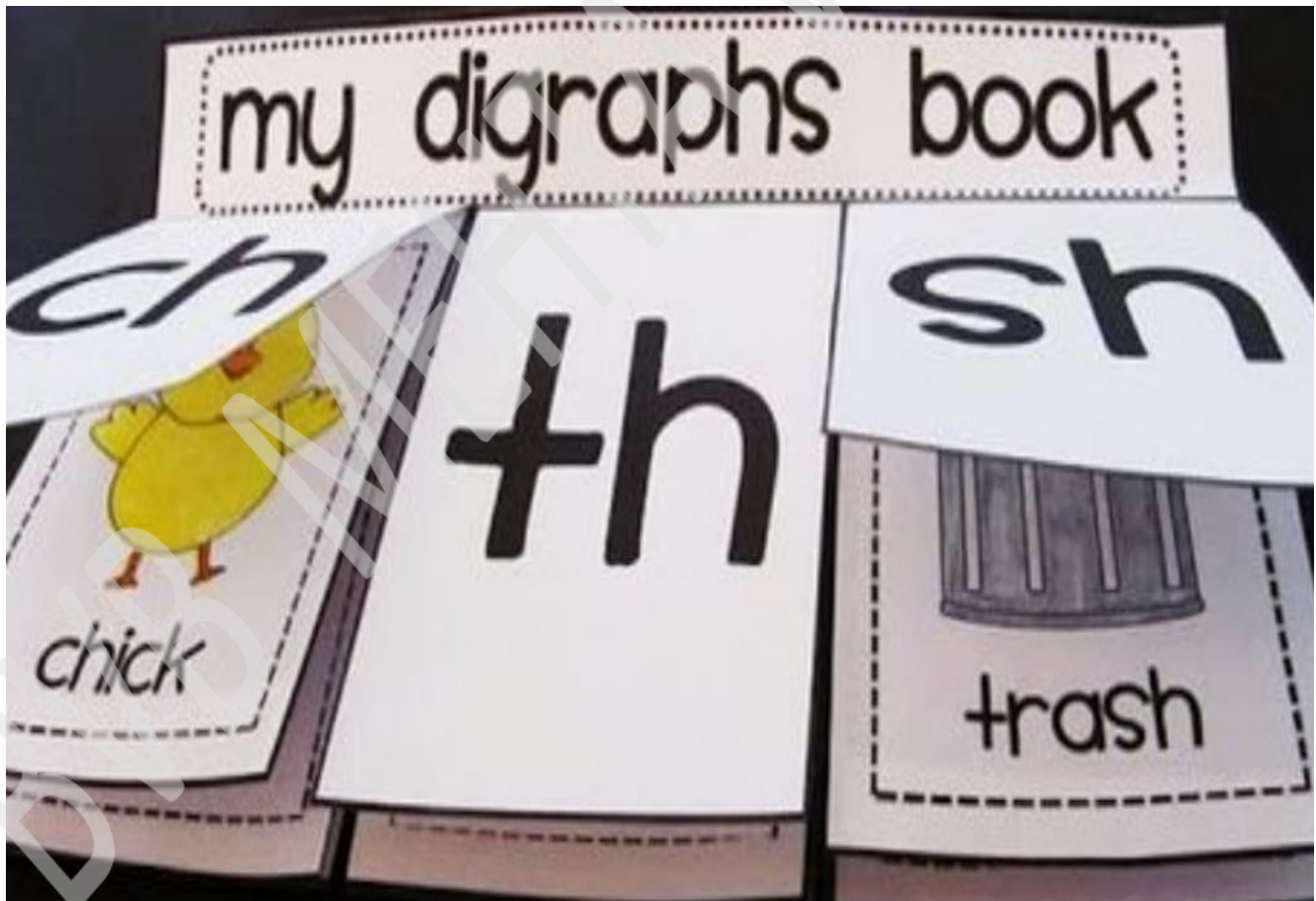
- Maintain a healthy daily routine.
- Follow a simple timetable with fixed hours for study, play, reading, activities, and limited screen time.
- Practice meditation, simple yoga, and physical exercises..
- Take care of nature by watering plants and feeding birds.
- Spend quality time with grandparents and family members.
- Help in daily household tasks like assisting in the kitchen, washing small items (like a handkerchief or apron), and setting the dining table.
- Enhance vocabulary through crosswords, jumbled words, riddles, and word puzzles.
- Participate in creative activities such as clay modelling, art and craft, paper origami, doll dress designing, singing, dancing, drawing, and colouring.

Let us work together to make this summer enriching, joyful, and full of learning for our children.




## ENGLISH

- Practice cursive letters a-z in a separate English notebook .
- Read story books to improve reading skills, vocabulary enrichment, better concentration.
- Learn any one story in English from the stories that you have read and make props also .
- Make “ MY DIGRAPHS BOOK “ with sounds **ch , sh ,th , wh , ph, all, ode, ole, ell, ack, ing, ick, ight, ate, etc**



## HINDI :

- रोज़ एक पेज हिंदी में सुलेख करें ।
- मात्रा पुस्तक बनाएं - हर एक मात्रा का एक पेज बनाएं और चित्रों के साथ उनके नाम लिखें।  
(कृपया इस पुस्तक को स्पाइरल बाइंड करवाएं)



## MATHS:

- Practice the concepts done in the class.
- Make a creative Multiplication Table Chart of tables 2 to 5.



**GENERAL AWARENESS :** Make a Family Tree with names and relation.



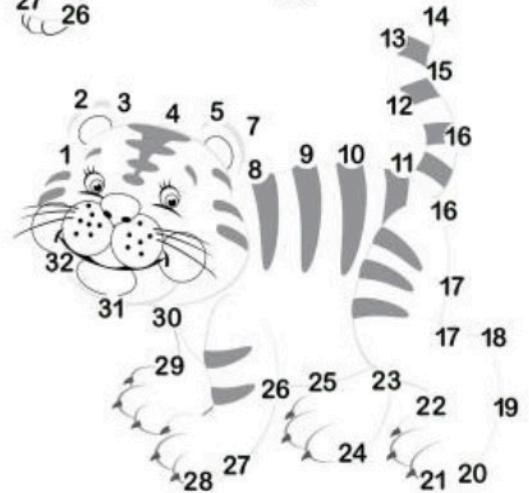
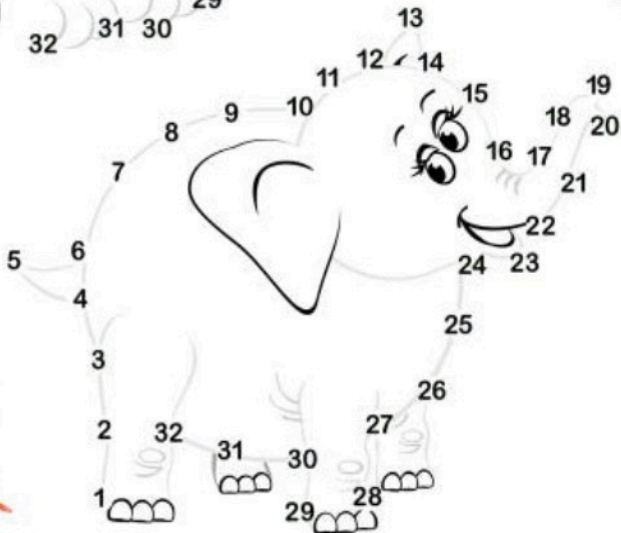
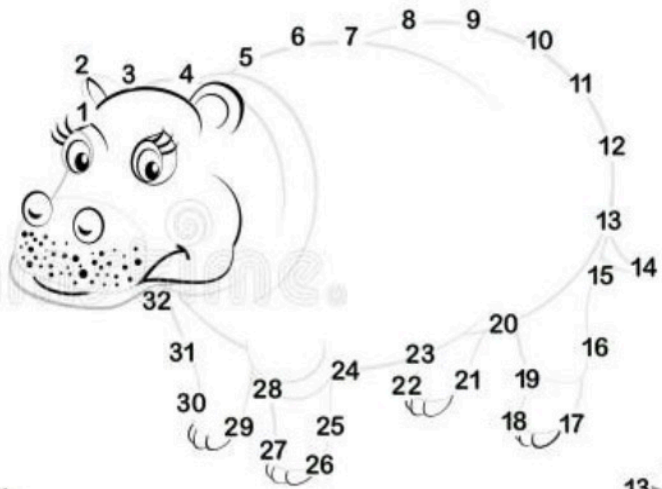

**BEST OUT OF WASTE :** Make a simple toy using easily available / waste materials.  
Some examples are:



# MATH

## Worksheet:1 Connect the dots and draw the cute animals

### Connect the dots



Worksheet:2

Let's Add the Numbers.

a

$$\begin{array}{r} 2 \\ + 1 \\ \hline \end{array}$$

b

$$\begin{array}{r} 3 \\ + 1 \\ \hline \end{array}$$

c

$$\begin{array}{r} 4 \\ + 1 \\ \hline \end{array}$$

d

$$\begin{array}{r} 5 \\ + 1 \\ \hline \end{array}$$

e

$$\begin{array}{r} 2 \\ + 2 \\ \hline \end{array}$$

f

$$\begin{array}{r} 3 \\ + 3 \\ \hline \end{array}$$

g

$$\begin{array}{r} 4 \\ + 4 \\ \hline \end{array}$$

h

$$\begin{array}{r} 5 \\ + 5 \\ \hline \end{array}$$

i

$$\begin{array}{r} 3 \\ + 2 \\ \hline \end{array}$$


### Worksheet:3

Use the color key to color the umbrella.

1 - red  
2 - green  
3 - black  
4 - yellow

5 - pink  
6 - orange  
7 - purple  
8 - blue

9 - white  
10 - brown



# English

## Worksheet: 1

### Vowels and Consonants





















Hello friends!! I am your best friend.  
Help me colour the vowels red and  
consonants blue. Let's begin...



The letters are arranged in a large, irregular shape that resembles a butterfly or a large letter 'A'. The letters are: g, i, s, q, y, o, l, w, a, x, p, r, t, d, v, n, e, z, f, m, u, h, c, k, j, b.

Worksheet: 2

Fill in the blanks using a/an

	..... apple		.....watermelon
	..... juice		..... eye
	..... ice		..... yacht
	..... cat		..... insects
	..... eagle		..... flower
	..... lion		..... orange
	.....umbrella		..... quiet
	..... octopus		..... elephant
	..... snake		..... ring

Hindi

Worksheet: 1

चित्र देखकर वाक्य पूरे करो –



सलमा \_\_\_\_\_ खा ।



नगमा \_\_\_\_\_ पहन ।



बरखा \_\_\_\_\_ पकड़ ।



रचना \_\_\_\_\_ मत बजा ।



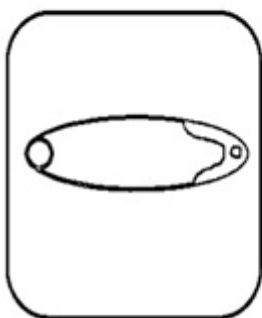
\_\_\_\_\_ मत जला ।



\_\_\_\_\_ साफ कर ।

Worksheet: 2

चित्र के सही नाम पर (✓) सही का निशान लगाइए व रंग भी भरें -



दिन

गिन

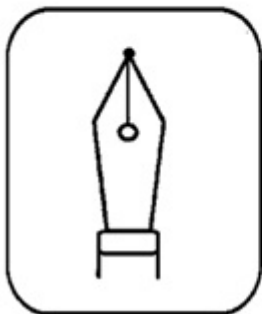
पिन ✓



बिल

दिल

हिल



निब

दिन


गिन



हिसाब

मिलाप

किताब



सितार

गिटार

मिनार



बारिश

मालिश

मिनार



हिमालय

गिरगिट

नारियल



हिमालय

गिरगिट

नारियल

Worksheet:1 (Label the Family Members)

**Help Box:**

grand mother, sister, father, mother,  
brother, grand father



This is me

This is my \_\_\_\_\_.

This is my \_\_\_\_\_.

This is my \_\_\_\_\_.



This is my \_\_\_\_\_.

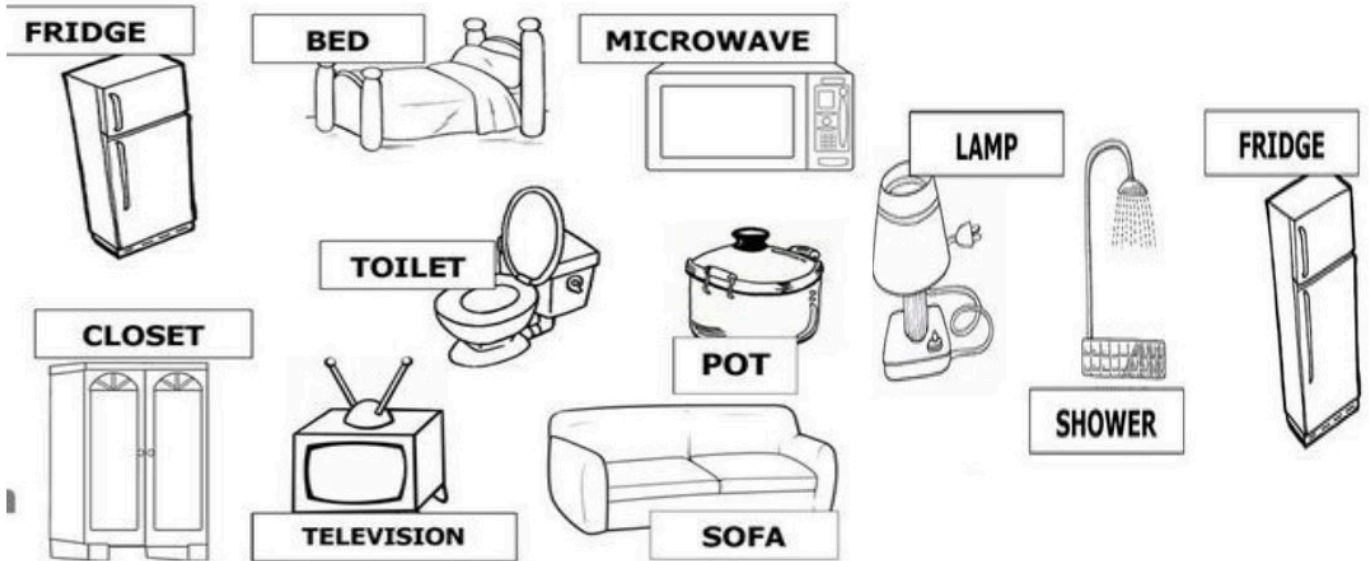
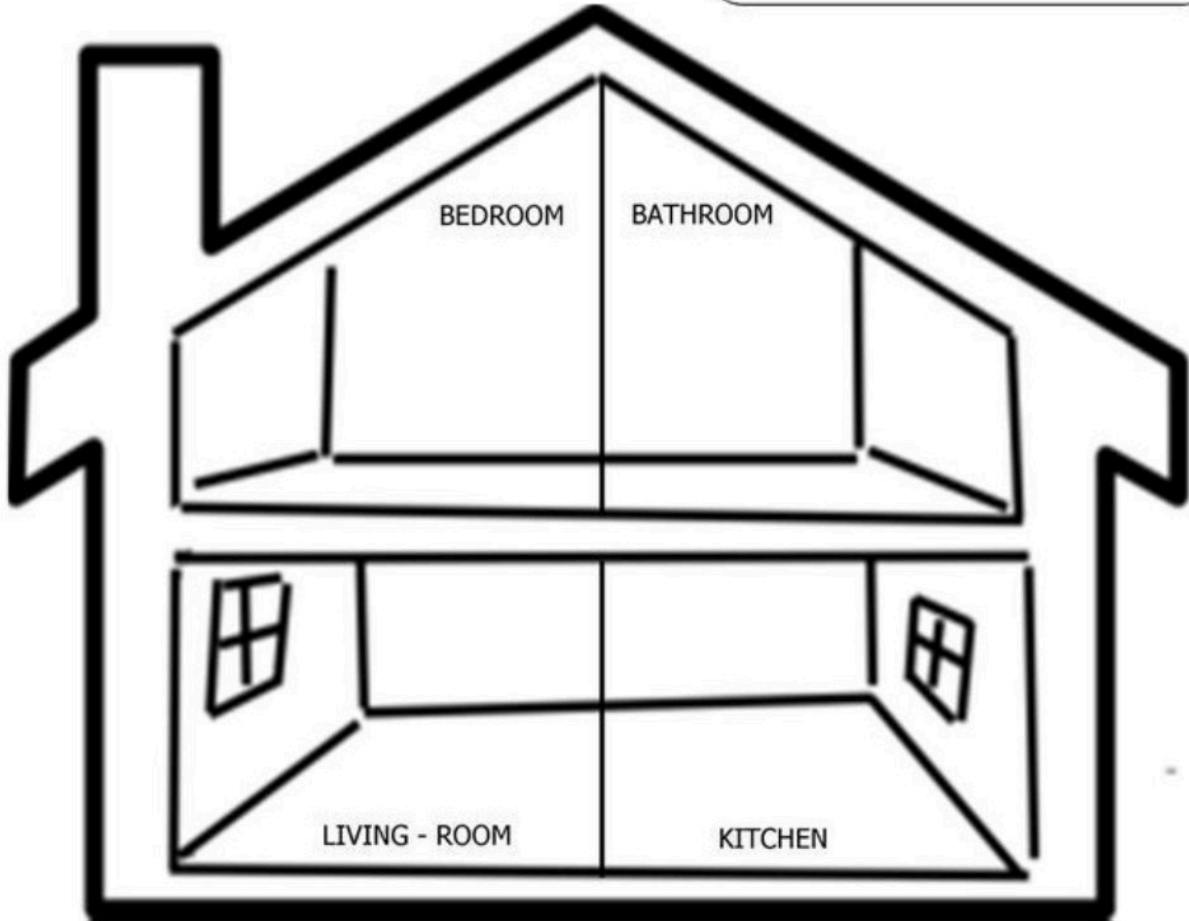
This is my \_\_\_\_\_.

This is my \_\_\_\_\_.

Worksheet:2

My name is \_\_\_\_\_  
**How is the weather today?**  
It's ...

**DRAW THE OBJECTS IN THE CORRECT ROOM**



## NOTE

**Activity based holiday work as well as oral & written practice work , given with an aim to improve the reading , writing and communication skills of the learners will be assessed on the following Rubrics**

- **Conceptual Understanding**      **1 Marks**
  - **Creativity**                              **1 Marks**
  - **Presentation**                              **1 Marks**
  - **Neatness**                                      **1 Marks**
  - **Timely submission**                      **1 Marks**
- Total      5 Marks**

# ENJOY SUMMER BREAK

