

ST.THOMAS SCHOOL ,INDIRAPURAM
SUMMER BREAK HOMEWORK
CLASS -3 (2025-26)



Dear students,

With summer break on the horizon, get ready for an engaging assignment that encourages discovery and fosters creativity.

Here are some key reminders:

- All the activities will be evaluated on the basis of creativity, presentation and timely submission.
- While parents can offer guidance at home, it's essential that students complete their work independently in their own handwriting.
Remember, each activity carries marks.

Let's begin this adventure of discovery and creativity!



ART INTEGRATED ACTIVITY



It is all about Our beautiful Sikkim!

A beautiful state in north-eastern India, known for its breathtaking landscapes, Snow-capped mountains, lush forests, and rolling hills. There is a blend of Nepali, Bhutia, and Lepcha traditions. Home to numerous monasteries, temples, sacred sites, the endangered snow leopard, red panda, and other unique species.

EVS –Ornaments making

Making of the traditional ornaments of Sikkim with the help of clay, news paper, beads & threads

ART

Sikkim Topi making . (Ref. to the given link)

<https://youtu.be/bVNaWzXamxo?si=QmptX1UqjXb2xbY4>


ENGLISH

✚ Speaking activity

Students will speak about the jewellery by using props.

ENGLISH

Q1. Look at the given picture and complete the given paragraph.



unhealthy, strong, fight, food, weak, important, minerals
proteins

Healthy food is _____ for our bodies. It includes fruits, vegetables, grains and

_____. These foods provide us with necessary vitamins and _____.

Eating healthy food keeps us _____ and active. It helps us _____

diseases and stay healthy.

Junk food, on the other hand, can make us _____ and sick. We should always choose

healthy _____ over _____ food.

Q2.(a) In the given grid find the collective nouns

GAGGLE, PAIR, FLEET, PACK, STRING, CLASS


Q	P	A	C	K	Z	X	C	B	N	M	R
R	L	P	L	Y	H	N	D	L	F	D	A
F	K	P	A	I	R	X	A	Q	K	G	D
T	H	U	S	Z	C	V	N	M	G	E	W
H	F	Y	S	T	R	I	N	G	O	U	R
J	D	T	Q	T	D	J	D	A	J	R	T
K	A	R	D	T	S	J	Y	G	O	B	V
L	Q	E	A	F	H	G	Y	G	R	S	I
M	E	W	V	N	G	D	F	L	E	E	T
B	T	Q	W	Q	W	R	Y	E	U	S	K

(b) Make one sentence by using collective nouns as given above.

Q3. In a separate 4 – line notebook 15 pages of cursive handwriting. (You can write pages from your English or EVS book or any story book)

Q4. Revise all the work done.

EVS

 Collect 2 green & 2 non-green leaves and paste it on A4 size paper. Also mention their names.

(SEA-5 MARKS)



✚ Draw the diagram of **Solar System in black colour A4 size** sheet
(Ref.Pg.No.55)

MATHS

- 1) Learn tables from 2 to 12.
- 2) Do chapter 1 in the Magic Support book.
- 3) Revise number names upto 500.
- 4) SEA (SUBJECT ENRICHMENT ACTIVITY) = 5 marks
(based on chapter 1, What's in the name?)


Subject Enrichment Activity (3 marks)





Prepare a mask in 2-D shapes as per the roll numbers allotted. Beautify it showing your creativity depicting Sikkim's tribal community. For reference, the images of the masks are shared below as per roll numbers. You are free to choose your creative skills to improvise it by making it more impressive. The mask is A4 size.

<u>Roll No. 1 to 10</u>	<u>Roll No. 11 to 20</u>
	
<u>Roll No. 21 to 30</u>	<u>ROLL NO. 31 TO 40</u>



Take a printout and fill in the given table. Paste it in your Maths copy. (2 marks)

<u>State symbol of Sikkim</u>	<u>Letter count</u>	<u>Picture</u>
State tree of Sikkim <div>R H O D O D E N D R O N</div>	12	
State animal: Red Panda <div>R D P N A</div>	—	
State capital: Gangtok <div> A G O </div>	—	

State flower: Noble Orchid <table border="1"> <tr> <td>N</td><td></td><td>B</td><td></td><td>E</td><td></td><td>O</td><td></td><td>C</td><td></td><td>I</td><td></td> </tr> </table>	N		B		E		O		C		I				
N		B		E		O		C		I					
State bird: Blood Pheasant <table border="1"> <tr> <td>B</td><td></td><td></td><td>O</td><td>D</td><td></td><td>P</td><td></td><td></td><td></td><td>S</td><td></td><td>T</td> </tr> </table>	B			O	D		P				S		T		
B			O	D		P				S		T			

VALUE EDUCATION

"Positive Affirmations"

Write 5 positive affirmations about yourself on sticky notes (e.g., "I am capable," "I am kind"). Decorate the notes and display them on a coloured A4 sheet.

Or

"Digital Safety Tips"

Write 5 tips on digital safety and create a bookmark or a poster.

➤ **Note:**

(**Family Discussion Time:** First discuss any one of the given topics with your family and write about what you learned from each other and accordingly do the work.)

ART

Art Festival book

Do page no. 13,24,25,30.

हिंदी

नाम - _____

रोल न:- _____

दिनांक - _____

प्रश्न1 चित्र देखकर पाँच वाक्य लिखिए।



1. _____
2. _____
3. _____
4. _____
5. _____

प्रश्न2 रेखांकित शब्दों के लिंग बदलकर वाक्यों को दोबारा लिखिए।

1. दरजी कपड़े सीता है। _____
2. माली पौधों को पानी दे रहा है।

3. आज विभा के गुड्डे की शादी है।

4. हाथी मस्त चाल से जा रहा था।

प्रश्न3 निम्नलिखित गद्यांश को पढ़कर पूछे गए प्रश्नों के सही उत्तर चयन कीजिए—

फुटबॉल एक बड़े मैदान में खेला जाता है। इस खेल में दो टीम होती हैं। खेलने के लिए एक फुटबॉल और गोल करने के लिए दो जाल होते हैं। हर टीम में 11-11 खिलाड़ी होते हैं। अपने गोल की सुरक्षा करने वाला खिलाड़ी गोलरक्षक कहलाता है। वह फुटबॉल को गोल के अंदर जाने से रोकता है। खिलाड़ी मैदान में खेलते हैं। अगर कोई खिलाड़ी फुटबॉल को हाथ से छू ले, तो उसे दंड दिया जाता है। जो टीम अधिक गोल करती है, विजेता कहलाती है।

(क) फुटबॉल कहाँ खेला जाता है?

1. छोटे मैदान में()
2. बड़े मैदान में()
3. घर पर()

(ख) फुटबॉल में कितने खिलाड़ी होते हैं?

1. 11 ()
2. 12 ()
3. 22 ()

(ग) गोल रोकने वाले को क्या कहते हैं?

1. गोलकार()
2. गोलू ()
3. गोलरक्षक()

(घ) फुटबॉल को छू लेने पर क्या दिया जाता है?

1. इनाम()
2. दंड()
3. पैसे()

प्रश्न 4 रेखांकित शब्दों के विलोम लिखकर वाक्य पूरे कीजिए-

1. प्रश्न पत्र में कुछ प्रश्न _____ थे कुछ कठिन।
2. राघव किसी को अपना _____ नहीं समझता। सभी को अपना मित्र मानता है।

COMPUTER

1. Use MS paint to make a Poster on the topic

"7 ways to show kindness" by using shapes like

* Circle * Rectangle * Diamond * Heart *Star *Triangle.

*** *Take a printout and paste in your scrap book.**

2. Draw/Paste any five Pictures of INPUT and OUTPUT devices (In your scrap book) and write down 2 lines on each.

[Marks will be given for the both the above activities]