



ST. THOMAS SCHOOL, SAHIBABAD

HOLIDAY HOME WORK 2025-26

CLASS I

**INTERDISCIPLINARY THEME: Imagination Station! Exploring Innovation**

**GENERAL INSTRUCTIONS:**



Dear Students and Parents,

As we step into the holiday season, let's use this time to relax, enjoy with family, and also stay connected to learning in fun and meaningful ways. Below are some general guidelines and instructions for completing the holiday homework:

- ✚ Use notebooks or sheets as instructed.
- ✚ Write neatly and legibly using pencil or pen (as per class level).
- ✚ If using A4 sheet, label all the pages with subject name, your name, class and date.
- ✚ For written work: underline headings, draw neat margins.
- ✚ For projects or artwork: keep it clean, colorful, and well-organized.
- ✚ Use your own ideas and creativity, especially for drawings, projects, and craft.

This homework is meant to help you revise, reflect, and explore—not to stress you out. Do your best, enjoy the process, and come back refreshed and ready to learn!






Have a safe and happy holiday!

SUBJECT	TOPIC
English	<ol style="list-style-type: none"> <li>1. Think of an imaginary friend. It could be an animal, a superhero, a robot, or even a talking toy! Write 5 simple sentences about your imaginary friend in your English notebook.</li> <li>2. Draw and colour your imaginary friend in your notebook.</li> <li>3. Do 10-page writing in your cursive writing book.</li> <li>4. Learn all the work done in class so far.</li> </ol>
Hindi	<ol style="list-style-type: none"> <li>1. कल्पना करें कि आप फलों और सब्जियों के बगीचे में हैं और आप अपनी थाली में कौन-कौन से फलों और सब्जियों का चयन करेंगे, उत्तर पुस्तिका में चित्र बनाइए और रंग भरिए ।</li> </ol> <div style="display: flex; justify-content: space-around; align-items: center;"> <div style="text-align: center;">  <p>सब्जियाँ</p> </div> <div style="text-align: center;">  <p>फल</p> </div> </div> <ol style="list-style-type: none"> <li>2. सुलेख - अपनी कक्षा की उत्तर पुस्तिका में दो, तीन और चार वर्णों के दस-दस शब्दों का सुलेख करें । (सुलेख कार्य पाँच पृष्ठों पर करें )</li> <li>3. पाठ्य पुस्तिका एवम उत्तर पुस्तिका में किए गए कार्य अभ्यास करें ।</li> </ol>

**Mathematics**

**Instructions - Do the following activity and worksheet in Maths Notebook.**

**Activity :** - Draw the given observation table in your maths notebook. Colour the fruits, count each type of fruit, and write the correct number and its number name in the space provided.

Objects	Number	Number names
		
		
		
		
		

**WORKSHEET**

**Q1: - Fill in the blanks.**

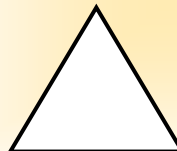
- A triangle has \_\_\_\_\_ sides and \_\_\_\_\_ corners.
- \_\_\_\_\_ comes before 9.
- \_\_\_\_\_ comes after 7.

**Q2: - Colour the shapes and write their names.**


a)



b)



c)



**Q3: - Write the number names for the following:**

- 4 = \_\_\_\_\_
- 6 = \_\_\_\_\_
- 9 = \_\_\_\_\_

**EVS**

**Project Title: "My Healthy Plate - Eating Right, Feeling Bright!"**

**Activity Ideas:**

- Draw a healthy plate in EVS notebook showing a balanced diet. (fruits, vegetables, grains, Dairy products).
- Draw or paste food pictures in each section.
- Write 2-3 lines about why eating healthy is important.

**Computer**


Take a printout of this picture on an A4 size sheet and colour it with different colours

and label the parts of computer.



Take a printout of the given worksheet and do the following:

**1. Circle the machines made by man.**



**Make a collage:** Use old magazines or newspapers and create any one of your favourite pet animals on a topic like “My favourite Animal”.



G.K.

**Value Education**

Read and listen to any one “Moral Story” from your parents or grandparents on the topic – “Honesty”. Colour page no 20 (Study and Smile) in Value Education Book.

**Art and**

- Take a printout and colour the page given below.

<b>Craft</b>	<ul style="list-style-type: none"> <li>Make a hut with paper cutting and pasting <b><u>on A4 sized card board</u></b>. Draw yourself in it as photo.</li> </ul> <div data-bbox="493 165 847 533" data-label="Image"> </div> <div data-bbox="896 165 1273 533" data-label="Image"> </div>
<b>Music</b>	<ul style="list-style-type: none"> <li>Paste <b><u>pictures of any five musical instruments</u></b> and <b><u>pictures of any five male singers</u></b> on an A-4 sheet, with properly labelled Name, Class, Section and Subject.</li> <li>Learn the morning prayers [Hindi/English] given in the school Almanac.</li> </ul>